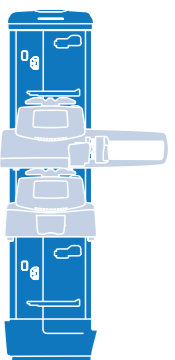





Link Agilia  
Link+ Agilia

DATA SHEET




CCIO342-0\_BW\_SPEC\_SYS\_data\_sheet\_Link\_Link\_Plus\_Agilia\_eng



Link Agilia and Link+ Agilia are compatible with Agilia IV Pumps and Large Volume Pumps from Fresenius Kabi.

DATA COMMUNICATION CONNECTOR	
<b>1 INFRARED (IR) CONNECTOR SPECIFICATIONS</b>	
FUNCTION	Data communication with the Agilia IV infusion pumps.
MODE	Wireless optical communication using infrared light.
COMPATIBILITY	Asynchronous Serial Infrared (SIR) physical layer irPHY 1.0, baseband no carrier.
TRANSPORT PROTOCOL	Proprietary.
SPEED	115.2 kb/s max.
WAVELENGTH	880 nm to 900 nm infrared band with 45 nm spectral bandwidth.
EYES SAFETY	< 500 mW/sr maximum intensity for class 1 of IEC/EN 60625-1 - January 2001.
<b>2 USB PC CONNECTOR SPECIFICATIONS</b>	
FUNCTION	External PC connection for maintenance and configuration.
CONNECTOR	External standard Mini B slave connector.
INDICATOR	Blue LED.
OUTPUT POWER	No power output available and remote host power not used.
COMPATIBILITY	USB 2.0 OTG Slave role only.
INSULATION	Not insulated from USB external device, but provides double insulation (4 kV) from mains.
SPEED	480 Mb/s max. (theoretical).
<b>3 RS232 SERIAL COMMUNICATION CONNECTOR SPECIFICATIONS</b>	
FUNCTION	System management, PC, PDMS, or maintenance connection.
CONNECTOR	ADAM TECH shielded circular female connector, 3 pins.
INDICATOR	Blue LED.
COMPATIBILITY	RS232 levels, serial asynchronous, half duplex.
INSULATION	1.5 kV insulation from external system + provides double insulation (4 kV) from mains.
SPEED	115.2 kb/s max. (theoretical).
<b>4 WIRED NETWORK CONNECTOR SPECIFICATIONS</b>	
FUNCTION	System management, PC, or maintenance connection.
CONNECTOR	RJ45 8 pins.
INDICATOR	Blue LED.
COMPATIBILITY	IEEE 802.3 Ethernet 10baseT or fast Ethernet 100baseT, twisted pairs, Full duplex.
INSULATION	1.5 kV insulation from external system + provides double insulation (4 kV) from mains.
SPEED	Automatic speed selection 10 Mb/s or 100 Mb/s (theoretical).
<b>5 NURSE CALL CONNECTOR SPECIFICATIONS</b>	
FUNCTION	External alarm NURSE CALL signaling.
CONNECTOR	Stereo JACK 3.5 mm connector.
INDICATOR	RED LED.
COMPATIBILITY	Relay, dry contacts stand-off / work contact - positive / negative polarity option.
CONTACTS	DC 24 V / 2 A max or AC 48 V / 1 A max.
INSULATION	1.5 kV insulation from external system + provides double insulation (4 kV) from mains.
<b>CENTRAL PROCESSING UNIT (CPU) SPECIFICATIONS</b>	
FUNCTION	Data processing and communications.
PROCESSOR	32 bits, 400 MHz.
CENTRAL MEMORY	64 Mbytes, high speed RAM 266 MHz.
FLASH MEMORY	Non volatile 256 Mbytes.
OPERATING SYSTEM	Safety and flexible multitasking / multithreading operating system with GPL license.
<b>USER INTERFACE SPECIFICATIONS</b>	
PUMP CENTRALIZATION DISPLAY	Function: displays infusion pump alarms and pre-alarms. Size: 70 mm x 30 mm - Type: LED - Viewing angle: 360° @ 4 meters. Color: RED (pump alarms - high priority) / YELLOW (pump pre-alarms - Medium and low priority) / RED and YELLOW (maintenance mode).
MAIN STATUS INDICATOR	Function: displays main connected status - Type: LED - Color: GREEN.
BATTERY STATUS INDICATOR	Function: displays Link+ battery status and alarm - Type: LED - Color: GREEN / YELLOW / RED.
SYSTEM STATUS INDICATOR	Function: displays Link+ internal software status -Type: LED - Color: GREEN / YELLOW / RED.
RESET BUTTON	Function: reboots Link+ internal software - Type: protected push button.

BATTERY SPECIFICATIONS	
FUNCTION	Backup battery for mains power failures and transport of the rack.
ACCESS	Internal battery holder accessible with specific tools by qualified engineer.
CHARACTERISTICS	7.2 V / 2.2 Ah - Lithium Ion rechargeable battery.
BATTERY AUTONOMY	1 H min.
SELF PROTECTIONS	Over-current, over-discharge, over-voltage and overtemperature.
BATTERY LIFE	Preventive replacement after 3 years.
<b>DIMENSIONS - WEIGHT</b>	
DIMENSIONS - WEIGHT	Link 4: H/W/D 720 mm (28.35 in) x 184 mm (7.24 in) x 163 mm (6.42 in) - Weight 3,6 kg (7.94lb). Link 6: H/W/D 1010 mm (39.76 in) x 184 mm (7.24 in) x 163 mm (6.42 in) - Weight 4,7 kg (10.36 lb). Link 8: H/W/D 1290 mm (50.79 in) x 184 mm (7.24 in) x 163mm (6.42 in) - Weight 5,8 kg (12.79lb).  Link 4+: H/W/D 720 mm (28.35 in) x 195 mm (7.68 in) x 163 mm (6.42 in) - Weight 4,1 kg (9.04 lb). Link 6+: H/W/D 1010 mm (39.76 in) x 195 mm (7.68 in) x 163 mm (6.42 in) - Weight 5,2 kg (11.46 lb). Link 8+: H/W/D 1290 mm (50.79 in) x 195 mm (7.68 in) x 163 mm (6.42 in) - Weight 6,4 kg (14.11 lb).
<b>MAINS POWER INPUT SPECIFICATIONS</b>	
FUNCTION	Primary power source for Agilia power outlets and for internal electronics of Link Agilia and Link+.
CONNECTOR	Standard appliance inlet IEC type C14 - male - 3 poles.
POWER SUPPLY	100 V to 240 V AC / 50 - 60 Hz.
MAXIMUM POWER (with pumps)	Link 4: 60 VA. Link 6: 90 VA. Link 8: 120 VA.  Link 4+: 75 VA. Link 6+: 105 VA. Link 8+: 135 VA.
PROTECTIVE FUSES	2 fuses, 2 A timed with high breaking capacity - T 2A H 250 V. Fuseholder is externally accessible on mains power inlet connector.
ELECTRIC PROTECTION	Class I with protective earth, with 3-wire power cord.
<b>AGILIA PUMP POWER OUTPUT SPECIFICATIONS</b>	
FUNCTION	Power source output for Agilia IV infusion pumps.
CONNECTOR	Standard line outlet IEC type C13 - female - 3 poles.
POWER SUPPLY	100 V to 240 V AC / 50 - 60 Hz.
MAXIMUM POWER	15 VA per outlet.
PROTECTIVE FUSES	Report to mains power input fuses.
ON / OFF POWER	No power on empty position - Earth pole is functional earth only.
<b>MECHANICAL SPECIFICATIONS FOR LOCKING CLAMPS</b>	
POLE	Diameter: from 16 to 42 mm
RAIL	Height: from 16 to 42 mm / Depth: 30 mm max.
<b>COMPLIANCE WITH STANDARDS</b>	
	Complies with the 93/42/CEE Medical directive
SAFETY OF ELECTROMEDICAL EQUIPMENTS	Complies with EN/IEC 60601-1. IP22 protection against dust and splashing liquid. Protection against leakage current; type B applied part. Class I with protective earth. Agilia power outlets are wired on internal functional earth to reduce residual current that may disturb ECG or EEG devices.
EMC (electromagnetic compatibility)	Complies with EN/IEC 60601-1-2.